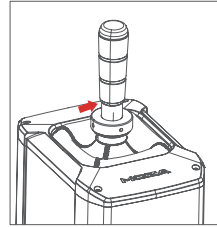
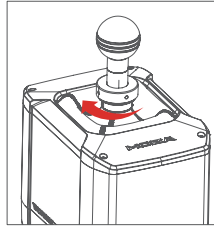
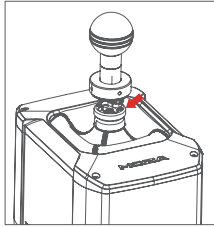




Active Shifter Knobs Installation Instructions

1. Attach the shifter knob to the base connector
2. Turn the knob clockwise to tighten it securely
3. The spherical knob can be replaced with a long knob if preferred



Precautions

- The device is not suitable for children under the age of 6, small accessories may pose a choking hazard!
- Children under 13 should have adult supervision.
- If you find any abnormality, please stop using it immediately and seek help from MOZA representatives or authorized repair centers.
- This product use is limited to activities related to simulated driving, please distinguish between simulated games and reality to ensure safe driving.